


Willow & Maple Class

Week beginning -Monday 22nd June

Pink Level Readers



Book Title- In the Sea....

This is a non-fiction book about things that live in the sea and ending with we can play in the sea.

Look at the features of the front page- what can they see? What do they think the book is about? Can they share/discuss the different fish they can see?

This book has repeating words **this, in, the** and **sea**. Encourage your child to say the words every time they see them on each page, support with rest of text. You say it and ask your child to repeat. Then repeat full sentence. At the end of the book, can they independently count how many times the word **sea** appears in the book? repeat with other words.

High Frequency words	in, the, this, is, play
Words of interest	sea, swim, fl oat, grows, hunt, play
Words which may require help/support within the text.	play p-l-ay float f-l-oa-t fish f-i-sh Your child will need help reading the longer words- seaweed, jellyfish

Take time to talk about the different illustrations on each page of the book. Ask your child if they can name other things that you might find in the sea- living and non-living.


At the end of the book ask your child to look at the pictures (as shown below) and describe the different pictures. Can they orally put each picture into a sentence?

E.g- I can see a wiggly jellyfish

I can see lots of silvery fish swimming in the sea (Encourage your child to use an adjective.)



Red level readers



Book Title- River Journey

This is a non-fiction book about the journey a river goes on to get to the sea.

Questions you might ask-

What do you think the book about? Do you think we will be using our imagination? What do you think we will be finding out about? What can you see on the front cover?

Share the book to the end, stopping to ask questions, discuss the illustrations.

High Frequency words	the, it, go(es), a, to
Words of interest	river, journey, flows, mountain, starts, past, farm, castle, city, sea
Words which may require help/support within the text.	Flows f-l-ow-s Farm f-ar-m Start s-t-ar-t



Ask your child to look at the illustrations on the last page (As above), share the pictures using the flow arrows.

Can they remember the journey of the sea? Can they retell the journey using the words first, then, next and finally?

Yellow book level-



Book title- The baby Turtle

This is a non-fiction book about the exciting journey a turtle does from laying eggs to the baby turtles hatching.

Share and discuss the features of the front cover. What is the turtle doing? Where is the turtle? Will we have to use our imagination with the book?

Share the book, taking time to look and discuss the illustrations as you go.


High Frequency Words	from, back, it, many, was, with, all, the, came, by, a, to, will, up, way, at, in, of, night, the, with, she, many, them, ran, her, next, what, on, down, out, went								
Words of interest	turtle, hatches, crab								
Words which may need support/help when reading	<table style="width: 100%; border: none;"> <tr> <td style="width: 50%;">Long l-o-ng</td> <td style="width: 50%;">laid l-ai-d</td> </tr> <tr> <td>Night n-igh-t</td> <td>sea s-ea</td> </tr> <tr> <td>w-ay</td> <td>birds b-ir-d-s</td> </tr> <tr> <td>beach b-ea-ch</td> <td></td> </tr> </table>	Long l-o-ng	laid l-ai-d	Night n-igh-t	sea s-ea	w-ay	birds b-ir-d-s	beach b-ea-ch	
Long l-o-ng	laid l-ai-d								
Night n-igh-t	sea s-ea								
w-ay	birds b-ir-d-s								
beach b-ea-ch									



Looking at the last page, discuss the different things that happened and give reasons why? Can your child remember what happened and in what order? Can the retell using the words first, the, next, after and finally.

Blue level readers-

Book title- The Mermaid and the Octopus



This is a fiction book about a mermaid and a very unkind octopus! Chat about the front cover. Can your child predict what they think the story will be about? What is the girl doing? Are the story characters friends?

Share the text, taking time to stop and discuss the features.

High Frequency words	but, her, what, could, do, saw, had, want, too, took, two, them
Words of interest	mermaid, octopus, tea, arms, asked, spoon, teapot, bun, beads, crown, chair, full, dropped
Words which may need support/help when reading	Tea t-ea took t-oo-k mermaid m-er-m-ai-d Spoon s-p-oo-n beads b-ea-d-s Chair ch-air crown c-r-ow-n



Look at the final page. What did the octopus have in each hand. Can your child write a list using the numbers to orders the objects.? What do the numbers tell you?

Is the Octopus clever or foolish? Give reasons for your answer. Is the mermaid brave or scared? Again give reasons why?

Have ago at the extra activity at the end of the book.

Page 25 Name _____ C Collins Big Cat

Write words to describe the mermaid.

clever

Write words to describe the octopus.

greedy

The Mermaid and the Octopus
 Learning objectives: using adjectives to describe their characters in a story
 © HarperCollinsPublishers (2016). This page may be photocopied for use in the classroom.

Don't forget that we would love to see any follow up work you may have completed when sharing a book. You can upload any work/photographs on evidence me or via email jow20@holmesdale.debyshire.sch.uk

Have fun 😊